









# Legend

-  Stations
-  Railway
-  Future Extension
-  Interstates
-  Station Proximity Municipality 5 Mile 20% Threshold
-  Station Buffer 5 Mile
-  Front Range Passenger Rail Original District
-  Counties

0 5 10 20 Miles

